

# Reading Tips for Parents

5—7  
Year Olds



## How to Encourage Your Child to Read
















- Read Yourself:** Show a good example by reading for fun and talking about the reading you do at work and at home: books, newspapers, magazines, letters etc.
- Keep Books at Home:** Let your child know that books are a part of your life.
- Keep Books Safe:** Make your child their own special place to keep their books in their bedroom.
- Point Out Words Around You :** Help your child to read the words around them: on food packets in the supermarket, on buses, in newspapers, in recipes.
- Visit the Local Library:** It's free to join! All libraries have children's sections with plenty of suitable and age appropriate reading material.
- Make a Time to Read:** Why not have a bedtime story every night? Encourage your child to join in reading with you.
- Let Everyone Help:** Encourage your child to read with other people: grandparents, brothers and sisters, aunts and uncles.
- Keep in Touch with School:** Make sure your child has books to read. Ask the teacher for advice on suitable books. Make a regular time slot of about ten minutes every day to listen to them read. Talk to the class teacher about your child's reading.


## How to Help with Reading

- Be Positive:** Praise your child for trying hard with their reading. Let them know it's all right to make mistakes.
- Turn Off the TV:** With no distractions, you can concentrate properly on the reading and enjoy the reading together.
- Give Them Time:** Let them make a guess before you tell them the word.
- Help Them Get the First Sound:** Help them to get the first letter and try to sound the words out.
- Use the Pictures:** Help them to look at the pictures for clues.
- Point with a Finger:** Encourage them to follow the words with their finger until they become more confident readers.
- Don't Make Them Try Too Hard:** It doesn't matter if you have to tell them the word sometimes.
- Let Them Read Their Favourites:** Don't worry if they want to read the same books over and over. It's good practice.
- Ask Lots of Questions About the Story:** Check they understand the story they have read by asking them questions about what has happened. See if they remember what they read last time.
- Start Writing:** Encourage them to read back their own writing.
- Don't Read for Too Long:** A good ten minutes is better than a difficult half hour!
- Make it Regular:** Ten minutes every night is much better than an odd hour once in a while.



## Make Reading Fun

-  Buy books or book tokens as presents.
-  Buy comics and magazines after school instead of sweets.
-  Have a laugh reading joke books.
-  Make your own books together. Write words and draw pictures for them.
-  Play alphabet games and try to think of a word for every letter of the alphabet.
-  Spend time chatting about books and stories.
-  Have alphabet magnets on the fridge and make words together.
-  Tell stories with favourite teddies and toys.
-  Make up stories about your child.
-  Buy an interactive book that the children can read on the computer.
-  Play I-Spy.
-  Make shopping lists and read recipes to cook things together.
-  Write stories and poems together.
-  Listen to story tapes – great for car journeys.
-  Play rhyming word games – how many rhyming words can you find?



# How to Choose Books

## What to Pick?












Encourage your child to read all kinds of books and reading material: stories, information books, comics, computer games, manuals, joke books, pop-up books, puzzle books, CD-ROMs, the Internet. Move from short chapter books with pictures to longer chapter books as they become better readers.

## Who Can Help?

Let your child choose. Don't worry if they sometimes want to read books you think they have out-grown. Children are more likely to read a book if they have picked it themselves. Speak to the class teacher to get some advice on which books to choose. Ask the librarian or bookseller to help you choose.

---

## Worthy Things To Do With Books

-  Swap a book with a friend
-  Read to someone
-  Make a book as a present
-  Write an extra chapter for your favourite book
-  Learn about something new by reading a book on it
-  Take a book on a journey to make it less boring
-  Visit your library
-  Read the same book over and over again
-  Read a new book by an author you have never encountered before
-  Read all the books your favourite author has written
-  Re-design the cover of your favourite book